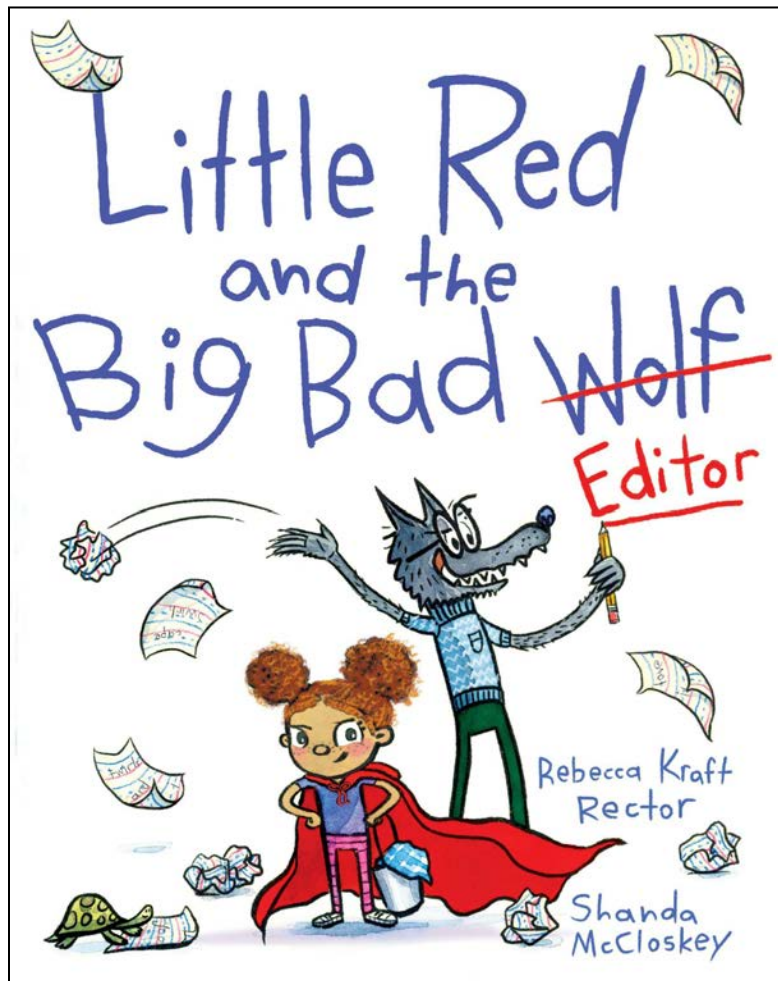


Little Red and the Big Bad Editor

Educator's Guide



A teacher's guide created by Rebecca Kraft Rector
and Shanda McCloskey based on their picture book.

www.rebeccakraftrector.wordpress.com | www.shandamc.com



Hardcover ISBN: 978-1534469297

Meet the Author and Illustrator



Rebecca Kraft Rector is a retired librarian and the author of more than thirty fiction and nonfiction books for children. Her cats Ollie and Opal keep her company while she writes. When she isn't writing and eating chocolate, she's trying to keep deer out of her garden.

[LITTLE RED AND THE BIG BAD EDITOR](#)

is Rebecca's second picture book, coming from Aladdin/Simon & Schuster on September 6, 2022. Visit Rebecca online at <https://rebeccakraftrector.wordpress.com>.



Shanda (rhymes with panda) **McCloskey** comes from a whole family of different kinds of artists and entrepreneurs! She studied art in Atlanta and New York City. But before writing and illustrating kids books, she taught art to high-schoolers. Shanda now lives in Ball Ground, Georgia with her husband, daughters, and dog. She is also co-creator of the [Author Visit Podcast](#) and [Author Visit Central](#).

Shanda's award-winning STEM-friendly picture books ([DOLL-E 1.0](#) and [T-BONE THE DRONE](#)) have taken her to wonderful people and places! Visit Shanda online at www.shandamc.com.

Educator's Guide

Table of Contents:

How to Use This Guide

Please Share this Guide

Reading & Writing Activities (with Printables!!)

1, 2, 3! Sequencing!
Similes, Cool as Cucumbers
Story Predictions
Write a Thank You Letter
Fractured Fairy Tales - Compare & Contrast
Finish the Twisted Tale of "Slipping Beauty"
Write Your Own Fractured Fairy Tale
The Critique Sandwich
Complete the Comic (your way)

Artful Activities (with Printables!)

How To Draw a Pencil
Draw a Delicious Writing Snack
Handwriting Practice
Cursive Handwriting Practice
Make a Map of Red's Journey
Coloring Pages

Thank You!



How To Use This Guide

You may use this guide in your classroom or at home. We created these activities with elementary age children in mind but feel free to make changes to suit your particular students' needs.

Please Share this Guide

Feel free to share this guide with anyone who might find it helpful! You'll be helping us, as well as them. Here's the link:

<https://www.shandamc.com/2022/07/educators-guide-for-little-red-and-the-big-bad-editor/>



1, 2, 3! Sequencing!

By Rebecca Kraft Rector

Sequencing, or putting events in order, is an important comprehension skill that students begin learning in kindergarten. What comes first? What comes last? What happens in the middle?

Understanding the steps in a sequence relates to more than reading. Children learning to follow directions must perform step one before step two. Projects, such as [creating a map](#), can be broken down into steps to make them easier.

Try This!

Write the number 1 beside the picture that shows what happened first.

Write the number 2 beside the picture that shows what happened next.

Write the number 3 beside the picture that shows what happened last.

(You can also cut out the pictures and have the child lay out the pictures in order.)



(ANSWER: 2, 1, 3)

1, 2, 3! Sequencing!

By Rebecca Kraft Rector

(continued)

Try This!

Put the sentences in order. Write the number 1, 2, or 3 beside the sentence to show what happened first, second, and third.

_____ Red showed off her new cape with swirls and twirls, and Granny read her thank-you note.

_____ Red skedaddled, sure she could escape the horrible wolf this time.

_____ She packed some delicious goodies and sashayed through the meadow to Granny's house.

(ANSWER: 3, 2, 1)



Similes, Cool as Cucumbers

By Rebecca Kraft Rector

Yes, you can use picture books with older children! Picture books are a great way to introduce language and literacy skills to kids of all ages.

For instance, educational standards expect students to understand similes beginning in fourth grade. Similes are a kind of figurative language that compares two different things using the words *like* or *as*.

LITTLE RED AND THE BIG BAD EDITOR is stuffed full of similes! How many can you find?

CIRCLE THE SIMILE:

Quick as instant grits, Red shoved a cinnamon muffin in his mouth.

This still isn't right! Your note is like eating soup without a spoon.

"I loved it!" said Granny, as surprised as a pickle in a pie.

(There's another simile on this page. Can you find it?) (Hint: Look at the title of this page.)

ANSWER: Quick as instant grits; like eating soup without a spoon; as a pickle in a pie

WRITE YOUR OWN SIMILE:

The similes in **LITTLE RED AND THE BIG BAD EDITOR** compare things to food. But you can compare things to colors, weather, planets, feelings, nature—anything at all! It should make sense, though.

Rewrite a simile from the book using your own words.

Red ripped off the wrappings and removed a cape as scarlet as ____
(Hint: compare the cape to something else that's red.)

It's still very confusing! It's like ____
(Hint: compare it to something else that's confusing.)

Mr. Wolf, Granny, and Red sat down together as close as ____
(Hint: compare them to something else that's close together.)



Story Predictions

By Rebecca Kraft Rector

Help your child be a better reader!

Good readers guess (or predict) what will happen next as they read or listen to a story. Making story predictions keeps your child engaged and thinking critically about what they're reading. Titles, pictures, and text are all clues for the active reader.

Predictions don't have to be right, but they should be realistic. Predicting stories is a skill used from kindergarten up. It's never too early to start!

Try This!

Read: "Little Red was pleased as punch. Granny had sent her a present!"

Circle the picture that shows what you predict will happen next:



Try This!

Look at the title and picture on the front (cover) of LITTLE RED AND THE BIG BAD EDITOR with your child.


Ask: who do you think will be the main characters in this book? Do you think they will be friends? What do you think will happen in this story?

Model possible answers: I can predict that the story will probably be about a girl named Little Red and a wolf and maybe a turtle. I predict that the wolf likes to write because he has a pencil but he isn't happy with the writing because he's crumpling the papers and throwing them away. I predict that maybe the wolf will try to stop Little Red on the way to Granny's house, like in Little Red Riding Hood.



Read the story together, stopping to make predictions about what might happen next.

Write a Thank You Letter



Fractured Fairy Tales

Compare & Contrast

By Rebecca Kraft Rector

LITTLE RED AND THE BIG BAD EDITOR is a twist on the folktale Little Red Riding Hood and the Big Bad Wolf. Twisting tales to add new elements creates stories called fractured fairy tales.

A fun and useful skill taught as early as kindergarten is to compare (what's the same?) and contrast (what's different?) a fractured tale with the original tale. Children can compare/contrast characters, setting, themes, and even illustrations.

Look at these pictures. Then use a T-chart to contrast the characters in Little Red Riding Hood and the Big Bad Wolf with the characters in LITTLE RED AND THE BIG BAD EDITOR. One difference is listed to help you get started.



Little Red Riding Hood and the Big Bad Wolf

Source: <https://publicdomainpictures.net>



LITTLE RED AND THE BIG BAD EDITOR

Little Red Riding Hood and the Big Bad Wolf	LITTLE RED AND THE BIG BAD EDITOR
The wolf is not wearing a shirt.	The wolf is wearing a shirt.

Fractured Fairy Tales

Compare & Contrast

Read LITTLE RED AND THE BIG BAD EDITOR and the original Little Red Riding Hood. Then use this T-chart to compare and contrast the two stories.

Little Red Riding Hood	Little Red and the Big Bad Editor

Finish the Twisted Tale of “Slipping Beauty”



By Shanda McCloskey

Once upon a time a princess was born, and the King and Queen had a party! They invited everyone in the kingdom (except the evil fairy). The nice fairies gave the princess gifts of beauty and grace. But as soon as the evil fairy found out that she wasn't invited to the party, she went anyway and put a terrible curse on the princess: “Before the princess’s 16th birthday, she shall slip on a banana peel and die!”

It was a terrible curse. But one nice fairy still had a gift to give, so she spun her wand and said, “I can't *undo* the evil spell, but I can *change* it. If the princess slips on a banana peel she will not die, she will only be incredibly clumsy- slipping on anything and everything forever and ever. She will need special royal quarters at the local hospital, lots of band aids, and ice packs for the rest of her life. But the spell can be broken by a true love's kiss!”

This was awful news for a princess. Especially the clumsy part. So, the king forbade bananas in all the kingdom for 16 years!

Finally, it was the day before the princess's 16th birthday, and the King and Queen had managed to keep her safe from banana peels this whole time. But before the sun set that evening, the evil fairy (who was illegally munching on a banana) caught the princess alone in a tower.

The princess had never seen a fruit like that before and wanted to taste it so badly. So they shared it and when it was finished the evil fairy tossed the peel onto the ground. As the princess waved goodbye to her new banana buddy and headed off to bed, her foot slipped on the banana peel causing her to fall all the way down the tower stairs, never able to regain her composure. Even when she stood up, the princess slipped again on pebbles and even dust!

The king and queen tried everything - proper princess classes, ballet, and better balance yoga, but nothing could make the princess graceful again. The King and Queen feared this day would come ... And now who would fall in love (and kiss) a clumsy princess? They were “slipping” into despair.


Will the spell ever be broken? Or will the princess be doomed to a life of bumps, bruises, trips, and tribulations? You decide! Finish writing this tale from your own imagination...

**Finish “Slipping Beauty” or write your
own Fractured Fairy Tale below:**

The Critique Sandwich



By Shanda McCloskey

Be a better editor than Wolf. Give your peers positive AND constructive feedback on their stories by making them a critique sandwich!




Complete the Comic (your way)

By Shanda McCloskey




How to Draw a Pencil

By Shanda McCloskey



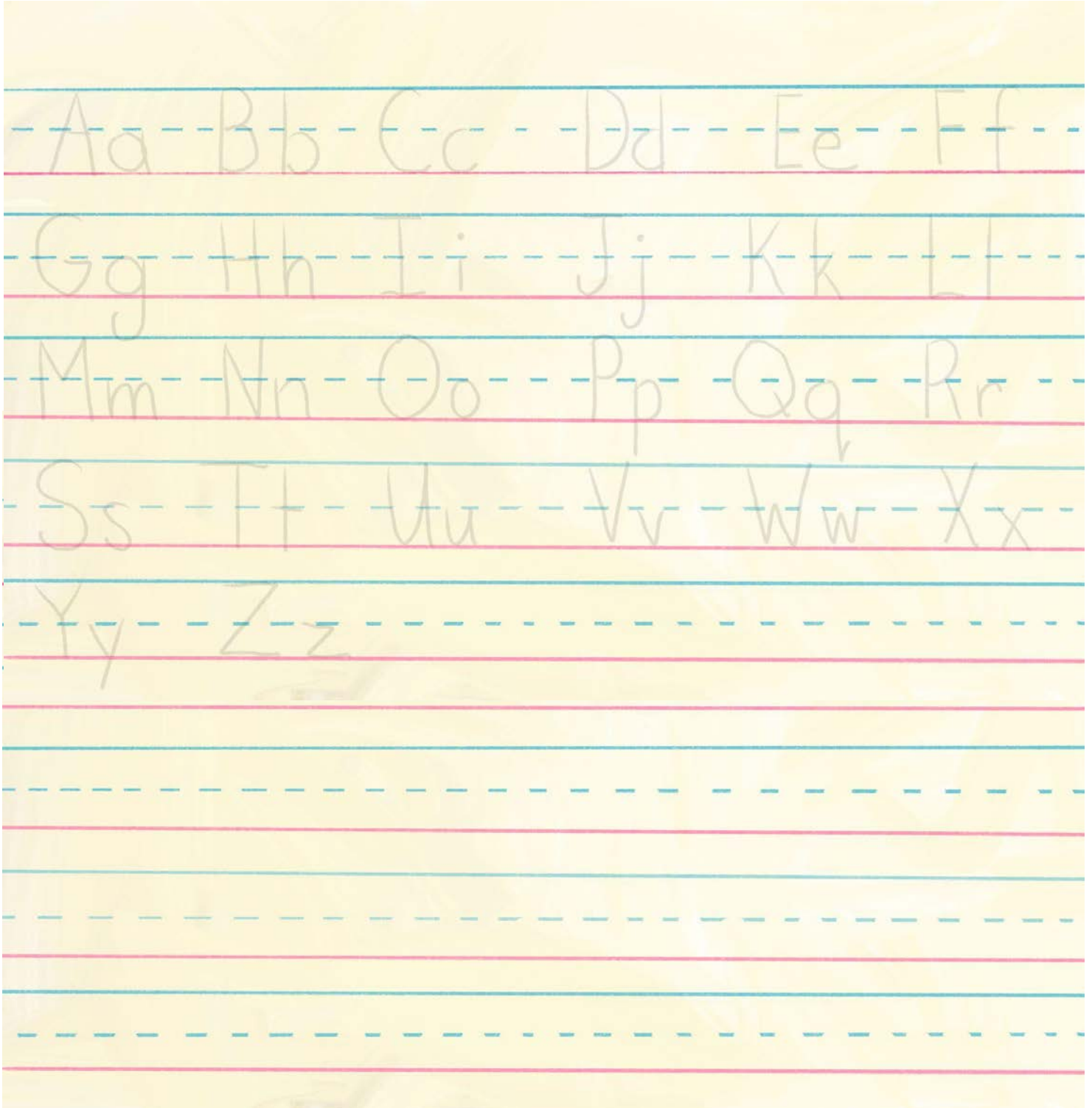
Draw a Delicious Writing Snack



Handwriting Practice

By Shanda McCloskey

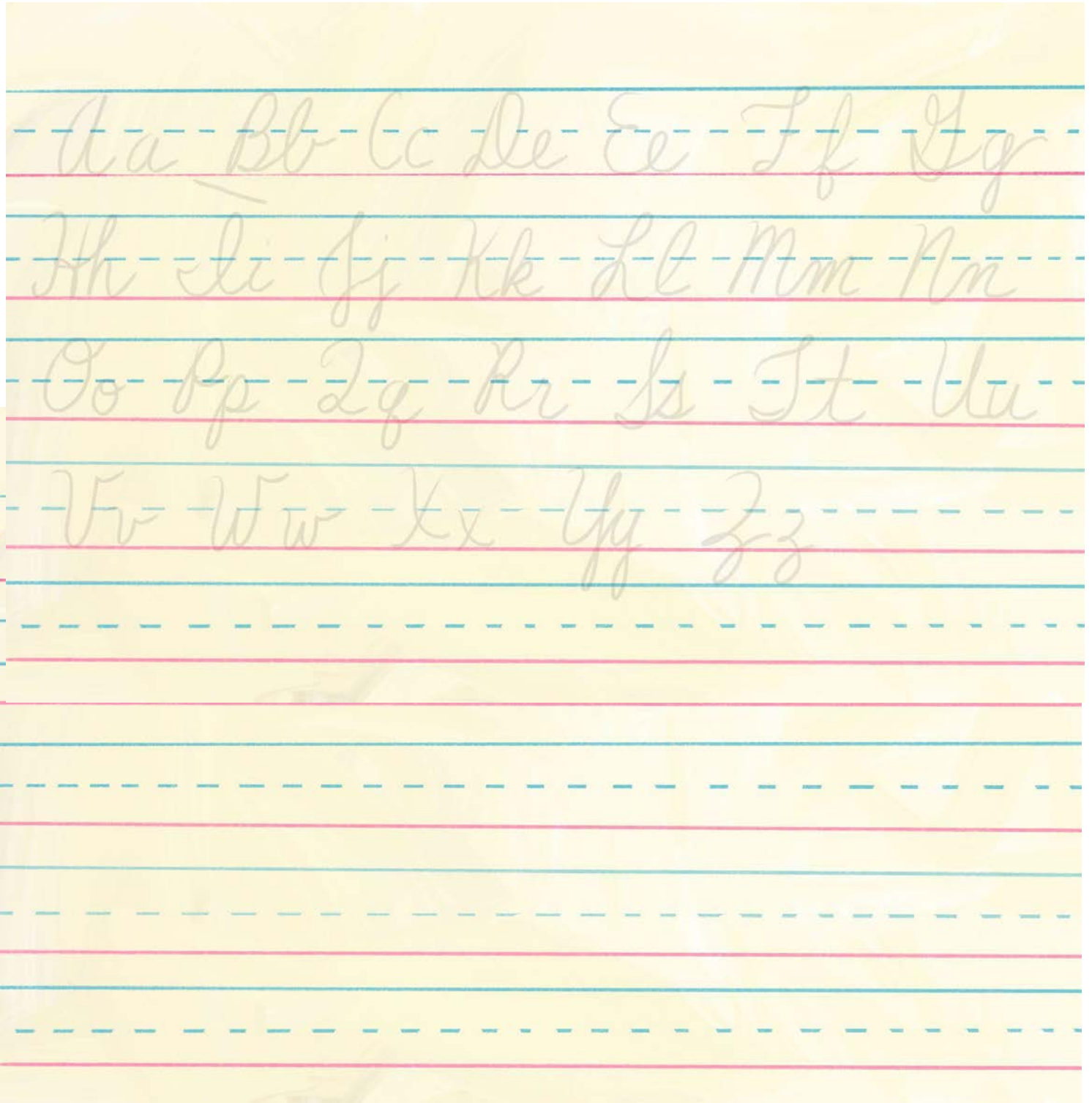
Trace the letters, then practice writing your whole name below.



Cursive Handwriting Practice

By Shanda McCloskey

Trace the letters, then practice writing your whole name below.



Make a Map of Red's Journey

By Shanda McCloskey

After reading *LITTLE RED AND THE BIG BAD EDITOR*, have students (individually or in small groups) review the book and create a map of Red's journey from her house in the woods to Granny's place in town.



Supplies: *LITTLE RED AND THE BIG BAD EDITOR* book, paper, pencil, markers, crayons, colored pencils



Coloring Page



Coloring Page



Thank You!

We appreciate you reading LITTLE RED AND THE BIG BAD EDITOR and using our activities with your students and children.

Have questions? Let us know.

Send us pictures! We'd love to see them!
Share them on social media and be sure to tag us.

Twitter: @RebeccaKRector, @ShandaMcCloskey
Instagram: @RebeccaKRector, @ShandaMcCloskeyDraws
Facebook: @RebeccaKraftRector, @ShandaMcCloskey

